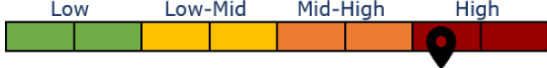
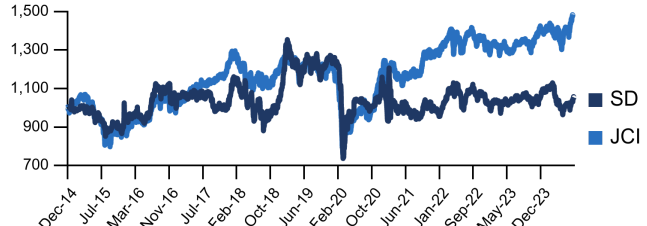
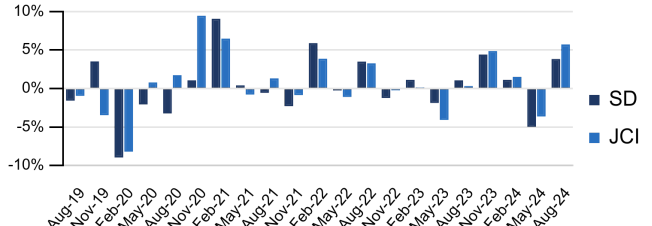
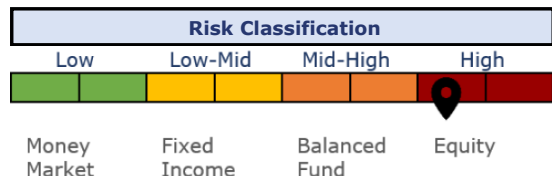
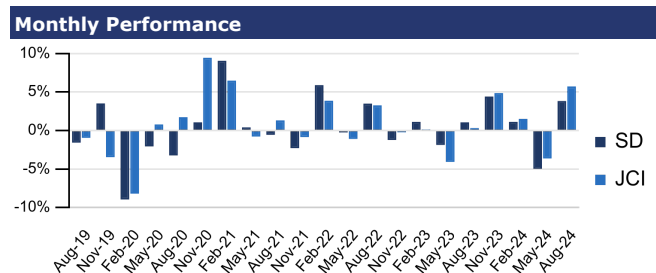
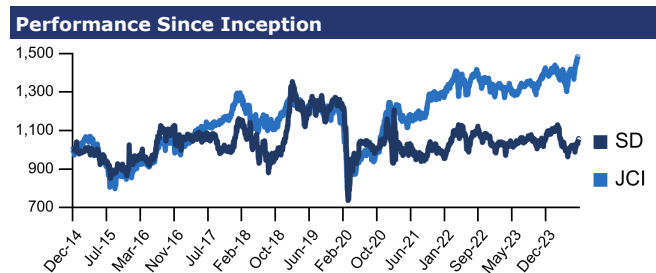


30 August 2024		Equity Fund								
Effective Date	10 Oktober 2014	Fund Manager PT Henan Putihrai Asset Management is a full-fledged Fund Management Firm with deep comprehension and extensive experience in Indonesian capital market. Our humble start began in 1990 through the establishment of Henan Putihrai Sekuritas as one of IDX founding members of IDX. Our strategy and core competence have allowed us to consistently grow and survive the turbulence of economic cycle.								
Effective Number	S-441/D.04/2014									
Launch Date	01 December 2014									
Currency	IDR									
NAV/Unit (Rp)	1,053.5299									
AUM (Rp bln)	15.723									
Minimum Subs (Rp)	50,000									
Current Unit NAV	14,924,453.9769									
Maximum Unit	5,000,000,000									
Periodic Update	Daily									
Subscription Fee	≤2%									
Redemption Fee	≤5%									
Switching Fee	≤2%									
Management Fee	≤5%									
Custodian Fee	≤0.25%									
Risks	Market Risk Redemption Risk Liquidation Risk Liquidity Risk	Fund Objective To optimize long-term aggressive capital growth through active investments in equity instruments available through public offerings and/or traded in the Indonesian stock exchange and/or money market instruments.								
Custodian Bank	Bank Mega									
Bank ISIN Code	IDA0001024B9									
Subs. Account No.	010740011235329 Bank Mega Cab. KC Jakarta Tendeana									
Risk Classification Low Mid-High High 			Investment Policy Equity ≥ 80% Cash & Equivalent ≤ 20% Money Market ≤ 20%							
Money Market Fixed Income Balanced Fund Equity										
Notes: This product invests in long term equity securities listed in IDX with high volatility										
Fund Performance										
	1M			3M	6M	YTD	1Y	3Y	5Y	Inception
HPAM SAHAM DINAMIS	4.44%			5.29%	-4.74%	-0.17%	-0.81%	9.31%	-13.92%	5.35%
Index Harga Saham Gabungan	5.92%			9.05%	4.85%	5.47%	10.11%	24.83%	21.21%	48.53%
Best Monthly Return	18.3%			30-Apr-2020						
Worst Monthly Return	-25.75%			31-Mar-2020						
Performance Since Inception 		Monthly Performance 								
Access for Investor		Custodian Bank Profile								
Prospectus https://hpam.co.id		PT Bank Mega Tbk. Is a BUKU III bank in Indonesia with interests spanning the whole of Indonesia. It was founded in 1992 and currently owned by the CT Corpora Group. The bank holds the license to operate as a custodian: KEP-01/PM/KSTD/2001								
Fund Ownership https://akses.ksei.co.id/		Disclaimer								
Instagram @hpam.id		Before investing you should carefully consider the Fund's investment objectives, risks, charges and expenses. This fund may also allocate a portion of the portfolio to high risk assets which have high risk and return profile. This and other information are available through request for prospectus or at our company's website. The fund is subject to market risks (volatility) and may not be appropriate for short term investments. Holdings and Sector weightings are subject to constant changes without notice as deemed fit by the investment management team. This document is for sophisticated investor only and not intended for individual private investor. Performance data quoted represent past performance and is no guarantee of future results. Investment returns and principal values may fluctuate so that an investor's shares, when redeemed, may be worth more or less than their original cost. Current performance may be lower or higher than that shown. All return assume reinvestment of all dividend and capital gain distributions. Index performance is shown for illustrative purpose only. Conventional Non-bank institutions are prohibited from investing directly in index.								



Notes: This product invests in long term equity securities listed in IDX with high volatility

	1M	3M	6M	YTD	1Y	3Y	5Y	Inception
HPAM SAHAM DINAMIS	4.44%	5.29%	-4.74%	-0.17%	-0.81%	9.31%	-13.92%	5.35%
Index Harga Saham Gabungan	5.92%	9.05%	4.85%	5.47%	10.11%	24.83%	21.21%	48.53%
Best Monthly Return	18.3%	30-Apr-2020						
Worst Monthly Return	-25.75%	31-Mar-2020						



Access for Investor

Prospectus
<https://hpam.co.id>

Fund Ownership
<https://akses.ksei.co.id/>

Instagram
[@hpam.id](https://www.instagram.com/hpam.id)

Custodian Bank Profile

PT Bank Mega Tbk. Is a BUKU III bank in Indonesia with interests spanning the whole of Indonesia. It was founded in 1992 and currently owned by the CT Corpora Group. The bank holds the license to operate as a custodian: KEP-01/PM/KSTD/2001

Disclaimer

Before investing you should carefully consider the Fund's investment objectives, risks, charges and expenses. This fund may also allocate a portion of the portfolio to high risk assets which have high risk and return profile. This and other information are available through request for prospectus or at our company's website. The fund is subject to market risks (volatility) and may not be appropriate for short term investments. Holdings and Sector weightings are subject to constant changes without notice as deemed fit by the investment management team. This document is for sophisticated investor only and not intended for individual private investor. Performance data quoted represent past performance and is no guarantee of future results. Investment returns and principal values may fluctuate so that an investor's shares, when redeemed, may be worth more or less than their original cost. Current performance may be lower or higher than that shown. All return assume reinvestment of all dividend and capital gain distributions. Index performance is shown for illustrative purpose only. Conventional Non-bank institutions are prohibited from investing directly in index.

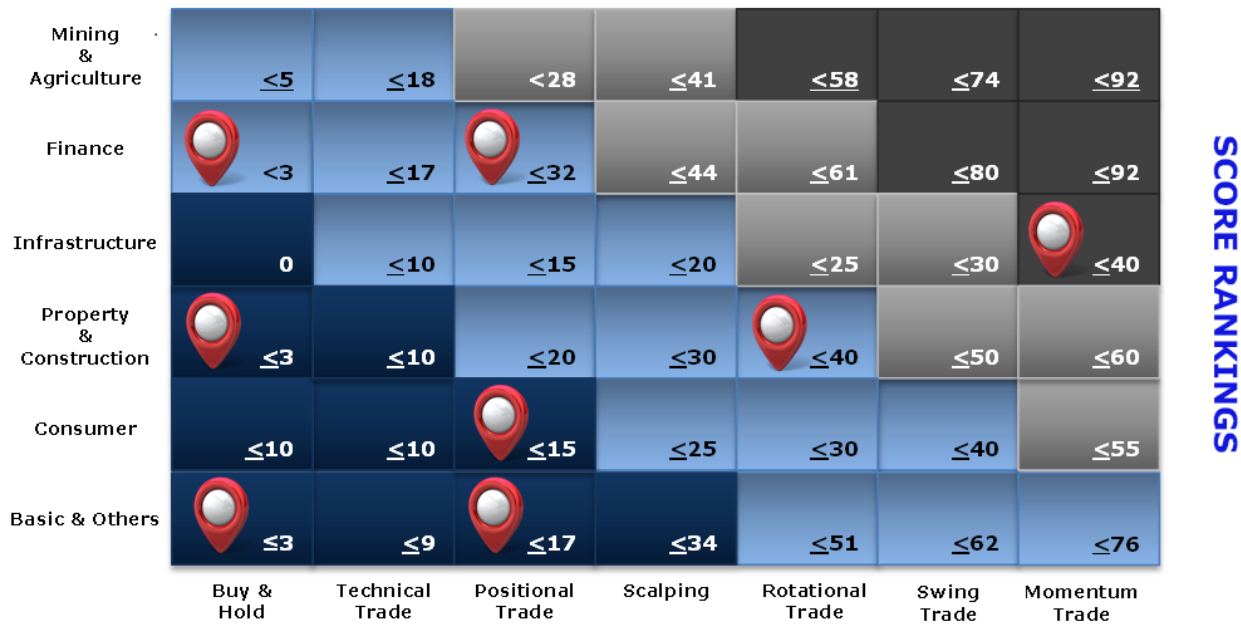
30 August 2024 **Equity Fund**

Intrinsic Assessment Value

No	Variables	Ranks				Intrinsic	≤10%	≤30%	≤60%	≤90%
		1	2	3	4					
1	GCG Scoring			3	4	Ownership & Management				
2	Product Strength	1		3	4	Barriers to Entry				
3	5 Year CAGRs	1		2	4	Growth vs. Industry				
4	ROE & ROIC	1		3	4	Ratios vs. Industry				
5	Yield Curve			2	3	Equal & Above the Curve				
6	Solvency			2	3	Debt Service Ratio				
7	Capital Structure	1		3	4	Equity vs. Debt Financing				
8	Banking BUKU	1		3	4	Min. Bank BUKU 2				
9	Net Foreign Flow	1		2	3	Foreign vs. Domestic Investors				
10	Investment Grade			2	3	BBB+ to AAA				
11	Relative Bond Price Performance	1		2	3	IDMA movement				
12	Market Liquidity			2	3	VWAP & MOSB				
13	Yield to Maturity			2	3	Above Fair Yield				
14	Interest Payment Cycle	1		3	4	Monthly & Quarterly & Semi Annual				
15	Settlement Date Target	1		2	3	Good Fund				

Value @ Risk Matrix

July – September 2024



QUANTITATIVE QUADRANT

PT. Henan Putihrai Asset Management
 Sahid Sudirman Center Lantai 46
 Jln. Jenderal Sudirman No.86, Jakarta Pusat 10220
 (021) 39716699
<https://hpam.co.id>